



STEVENS
INSTITUTE *of* TECHNOLOGY
THE INNOVATION UNIVERSITY®

Stevens Institute of Technology Unlocks the Future of Collaborative Learning

A Mersive Case Study





STEVENS
INSTITUTE *of* TECHNOLOGY
THE INNOVATION UNIVERSITY®


INDUSTRY
Education

SERVICES

Wireless Sharing • Video
Routing • Dynamic Digital
Signage • Operational
Analytics

LOCATION

Hoboken, NJ, USA



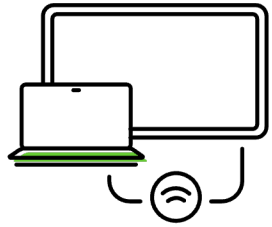
Why Mersive?

“Designed from the ground up for collaboration and not just presentation, Mersive is leading the category. Many of the solutions we looked at are only now coming up to speed and catching up to where Mersive was five years ago.”


Harry Ortiz, Associate Director of Academic Multimedia Services at Stevens Institute of Technology



Key Takeaways



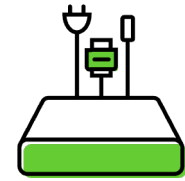
**Transition to Wireless
Networked AV**



**Analytics and Data-
Driven Decisions**




**Networked AV in
Emergency Situations**



**Aesthetic and Functional
Classroom Design**

Transition to Wireless Networked AV

- Stevens Institute recognized the need for a more efficient and flexible AV system.
- The transition from traditional VGA and HDMI connections to a wireless networked AV solution was critical.
- After rigorous testing, they chose Mersive.
- Mersive provided reliability, ease of deployment, and a user-friendly interface, setting it apart from other options like Barco ClickShare and Crestron AirMedia.
- The ability to deploy Mersive without having to buy and manage additional hardware like dongles or hubs was a huge benefit to their IT team.





Analytics and Data-Driven Decisions

- Data and operational analytics from Solstice Cloud informed the campus-wide deployment of Solstice Pods, monitoring room usage, meeting frequency, and more.
- Notably, students are avid users, frequently connecting multiple devices to a single Pod.
- This data-driven approach helps make informed decisions about technology deployment and prevents underutilized resources.

Cyber attack in progress! Halt all communications.

Gateway S122


2399


2:30pm

<http://192.168.1.1>


How to connect:

1. Connect to the local WiFi network
2. Browse to share.mersive.com
3. Enter **192.168.1.1** and connect

 Apple users can AirPlay to Gateway S122

 Windows users can Miracast to Gateway S122

<http://10.0.20.86> 2399

2:30 PM 


Networked AV in Emergency Situations

The networked AV system played a vital role during a cyber-attack, facilitating a rapid response and communication with students and faculty.

Integrating the emergency alert system with Solstice adds an extra layer of campus safety, ensuring critical messages can reach all Solstice Pod users, regardless of their campus location.

Aesthetic and Functional Classroom Design

Stevens Institute prioritizes aesthetically pleasing and functional classroom designs. AV equipment is discreetly integrated into the ceiling to minimize clutter. This includes JBL Pro in-ceiling speakers, Shure microphones, Crestron cameras, and Samsung interactive displays. These technologies enhance the learning experience while maintaining a clean and modern classroom environment.



Equipment List

- [Epson Powerlite 800F Projector](#)
- [Mersive Technologies Solstice Pod Wireless Collaboration Device](#)
- [Dell OptiPlex Micro Desktop PC](#)
- [Crestron 10" Control Panel](#)
- [Samsung 75" LED Display](#)
- [Samsung 65" Interactive Display](#)
- [HP 21.5" LED \(Lectern\) Monitor](#)
- [Crestron Auto Tracker 3-Presenter Camera System](#)
- [Crestron Autoframing PTZ Camera](#)
- [JBL Pro In-Ceiling Speakers](#)
- [Shure 2X2 Ceiling Microphone](#)
- [QSC Audio Power Amplifier](#)
- [Shure Gooseneck Microphone with Dante](#)
- [Biamp Audio Tesira DSP with DANTE](#)
- [Middle Atlantic Adjustable Podium](#)
- [Zoom Room](#)



Thank You!

Learn more about us at mersive.com



mersive
technologies inc

